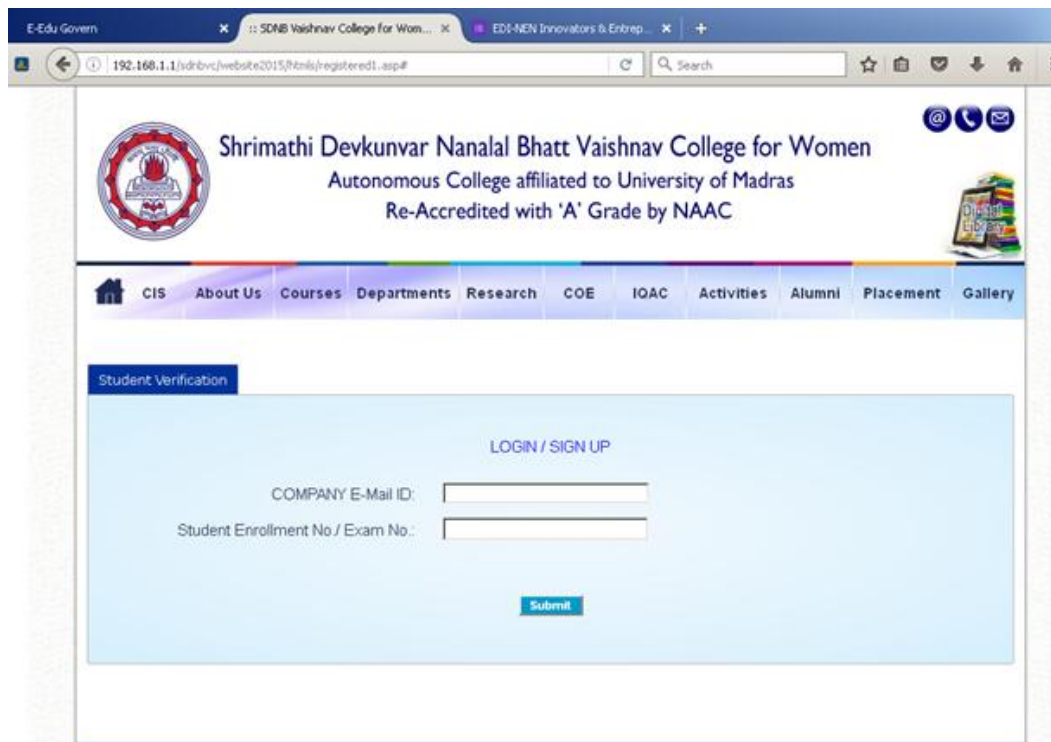


## Online Student Verification Procedure

Online Student Verification application through our [www.sdnbvc.com](http://www.sdnbvc.com)

1. Go to website [www.sdnbvc.com](http://www.sdnbvc.com)
2. Click on the link “**COE** “ on Home Page. Then select the “ Education certificate Verification” on the left menu. The same link is available in the “ Education certificate Verification” in “**News**” scroll.
3. You are taken to Student Verification login page. Provide your Company email id and Student Exam No./Enrollment No.



The screenshot shows a web browser window displaying the website of Shrimathi Devkunvar Nanalal Bhatt Vaishnav College for Women. The page features a navigation menu with items like CIS, About Us, Courses, Departments, Research, COE, IQAC, Activities, Alumni, Placement, and Gallery. The main content area is titled "Student Verification" and contains a "LOGIN / SIGN UP" section. This section has two input fields: "COMPANY E-Mail ID:" and "Student Enrollment No / Exam No::". A "Submit" button is located below the input fields. The page also includes a college logo and text stating it is an Autonomous College affiliated to the University of Madras, Re-Accredited with 'A' Grade by NAAC.

4. You are taken to registration page as below. All the details are Mandatory.

Student Verification

**COMPANY DETAILS**

Company Name:

Company Address:

Contact Person's Name:

E-Mail ID:

Phone No.:

Mobile No.:

**STUDENT DETAILS**

Student Enrollment No / Exam No.:

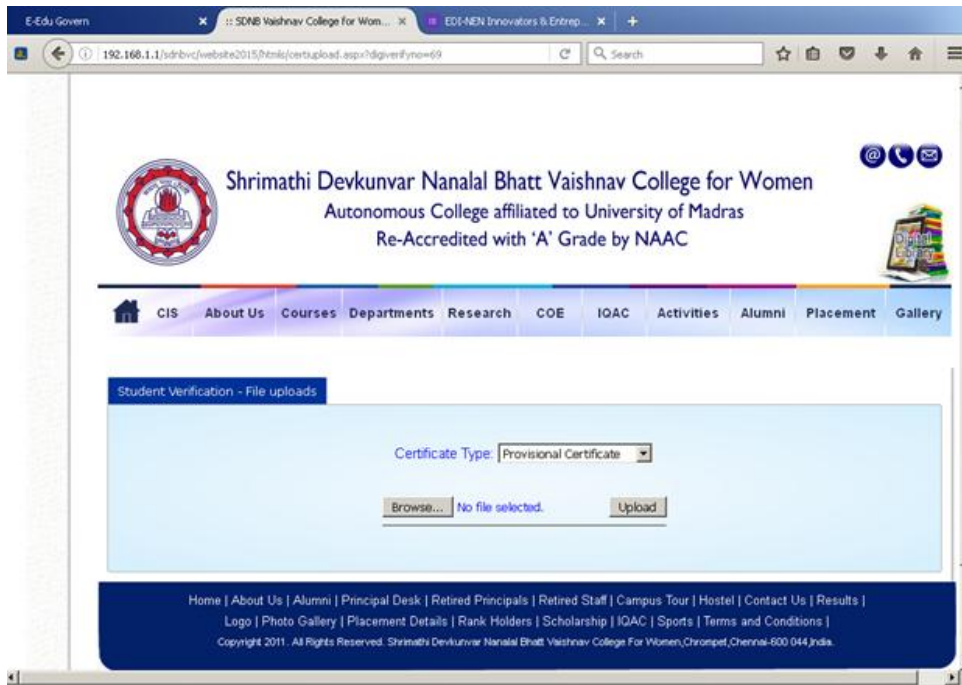
Student Name as in certificate:

Degree of the student:

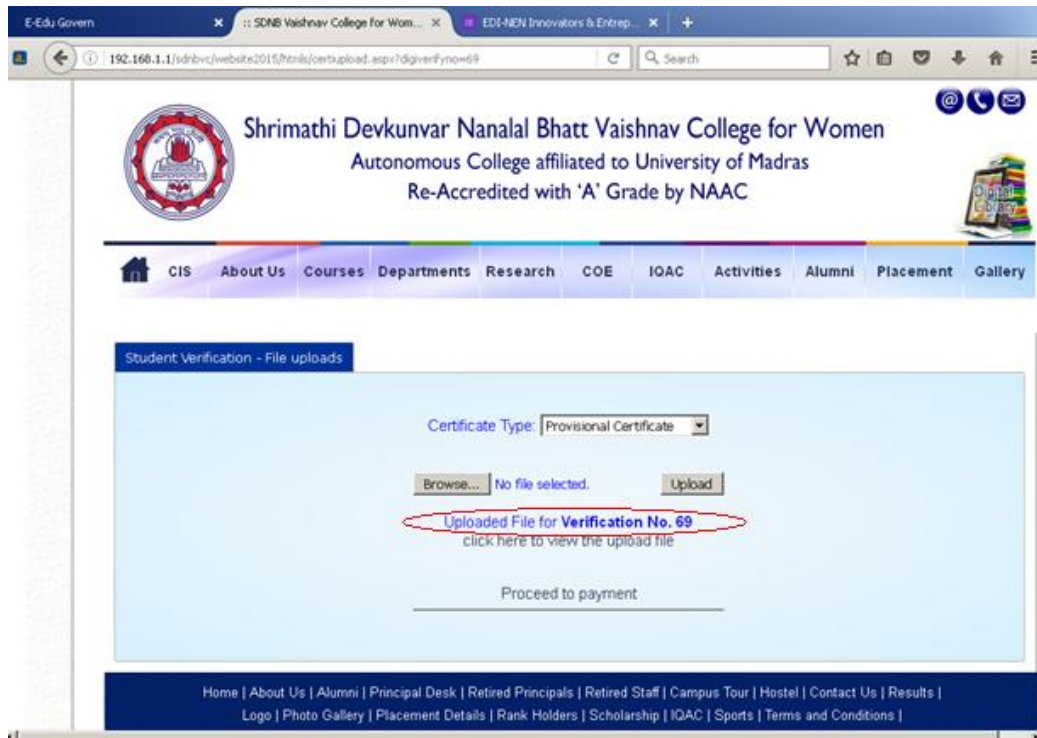
Student's Passout Year:

Verification's Certificate No.:

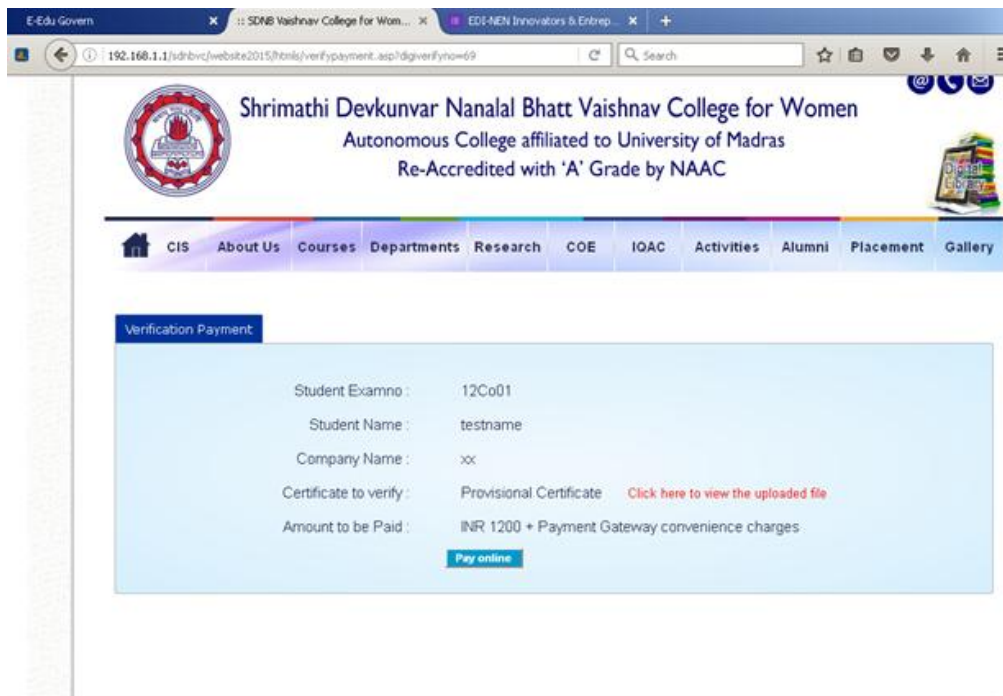
5. If you have already submitted the details for a particular candidate, you will be directly taken to the document uploading page in your next login.
6. Document uploading page is as below. Select the certificate type and upload the document not more than 100KB.



7. After successful upload you will be given a **Verification No.** Use this verification no for any further communication regarding this student's verification. Click to **"Proceed to payment"** to complete the process.



8. Check the details once in the Verification Payment page and click “Pay online.”



## 9. Click on the “GO” to go to payment gateway options

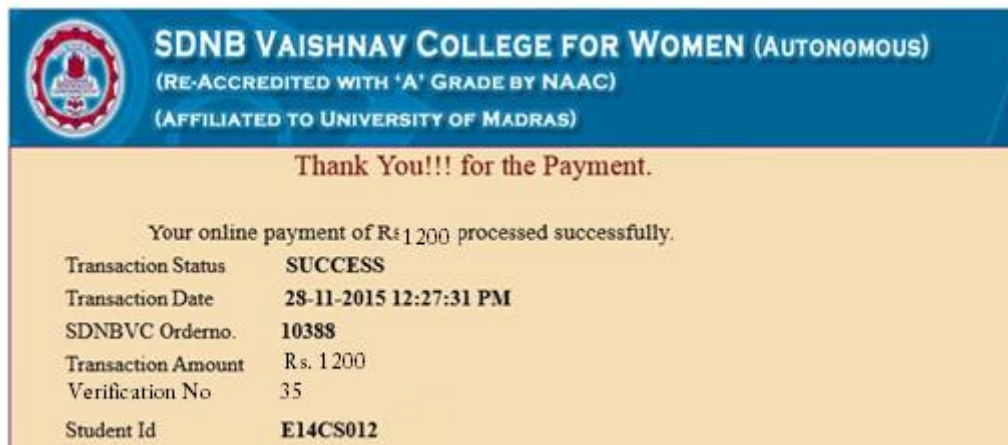
The screenshot shows a web browser window with the following content:

- Browser tabs: E-Edu Govern, S.D.N.B. Vaishnav College for Wo..., EDI-NEN Innovators & Entrep...
- Address bar: 192.168.1.1/paygate/verificationpayoptions.aspx
- Header: SHRIMATHI DEVKUNVAR NANALAL BHATT VAISHNAV COLLEGE FOR WOMEN (AUTONOMOUS) (Affiliated to University of Madras & Re-Accredited with 'A' Grade by NAAC)
- Section: Online Payment Options for Student's Education Verification [Verification](#)
- Form fields:
  - Stud. Enrolno/Regno : 12C001
  - Student Name : testname
  - Company Email Id : xyz@xyz.com
  - Amount to be Paid : 1200 INR + convenience charges and taxes as applicable
- Payment Gateway: **GO**
- Convenience charges:
  - Credit Card (Visa/Master) : 1.35% of amount paid or Rs. 10 whichever is higher
  - Debit Card(Visa/Master/Rupay) : 0.75% upto Rs.2000, 1.00% above Rs.2000.
  - Internet Banking : Rs.25/- per transaction.
  - All card transaction commission is subjected to a Minimum of Rs. 10/- per transaction.
  - Service Taxes and other Govt levies as applicable would be charged extra on the above.
- Checkbox:  [I have read Terms and Conditions and accept it.](#)
- Taskbar: Start, htmis, Official, SQL Query Analyze..., S.D.N.B. Vaishnav..., certupload.aspx.cs..., Document1 - Micros..., 12:40 PM

10. Read this page carefully. Payment can be done using credit card, debit card, Internet Banking options. The convenience charges and taxes whatever applicable will be deducted by the payment gateway service provider against the card/account used for transaction. Click on the GO BUTTON to proceed with online payment

**DO NOT PRESS BACK OR REFRESH BUTTON OR CLOSE THE WINDOW AFTER CLICKING GO BUTTON**

11. If the payment is success you will get the Thank you page. You can save that page or print that page for your reference.



**IMPORTANT NOTE :**

**If any error occurs after making successful payment and amount is deducted from your account and Thank you page does not appear. Do not make another transaction. Wait for 2 working days to know the status of the transaction.**

**Avoid making double payments for the same student.**

12. Your verification request will be processed in Five working days after successful payment. The verification status will be sent to you through email.
13. **For any queries / errors regarding the payment and verification process , please email to [info.sdnbvc@gmail.com](mailto:info.sdnbvc@gmail.com).**