

Online Fee Payment Instructions

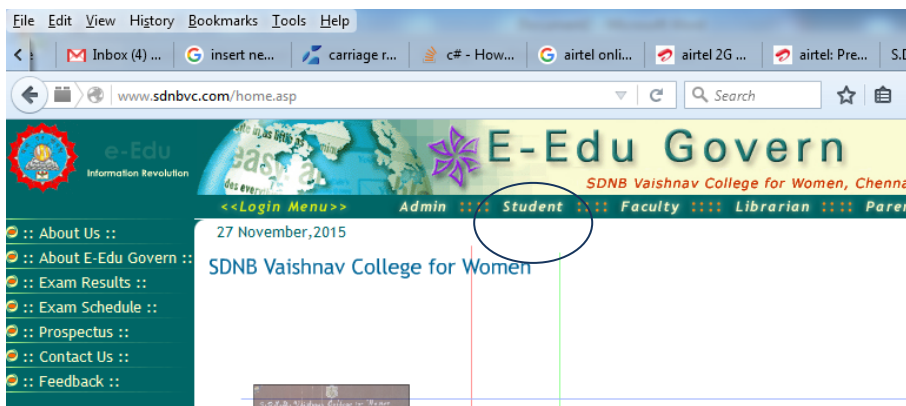
Term Fees/exam fees/certificate course fees/ hostel fees will be collected through online payments in the college website www.sdnbvc.com .

Follow the step by step instructions for fee payment

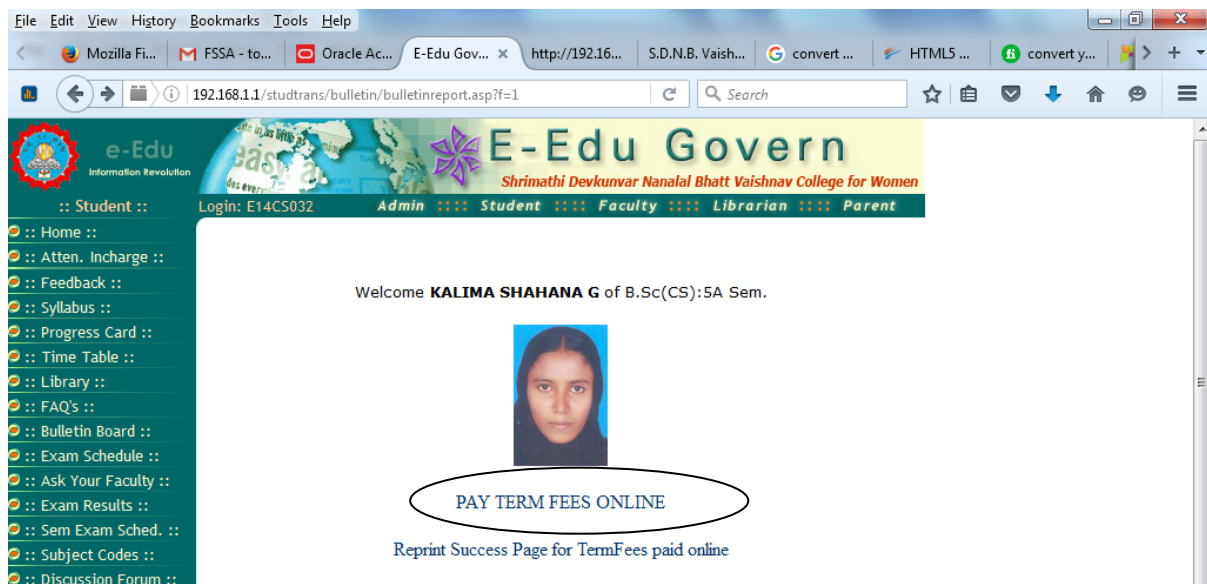
1. Go to website www.sdnbvc.com
2. Click on the link **CIS** in the home page



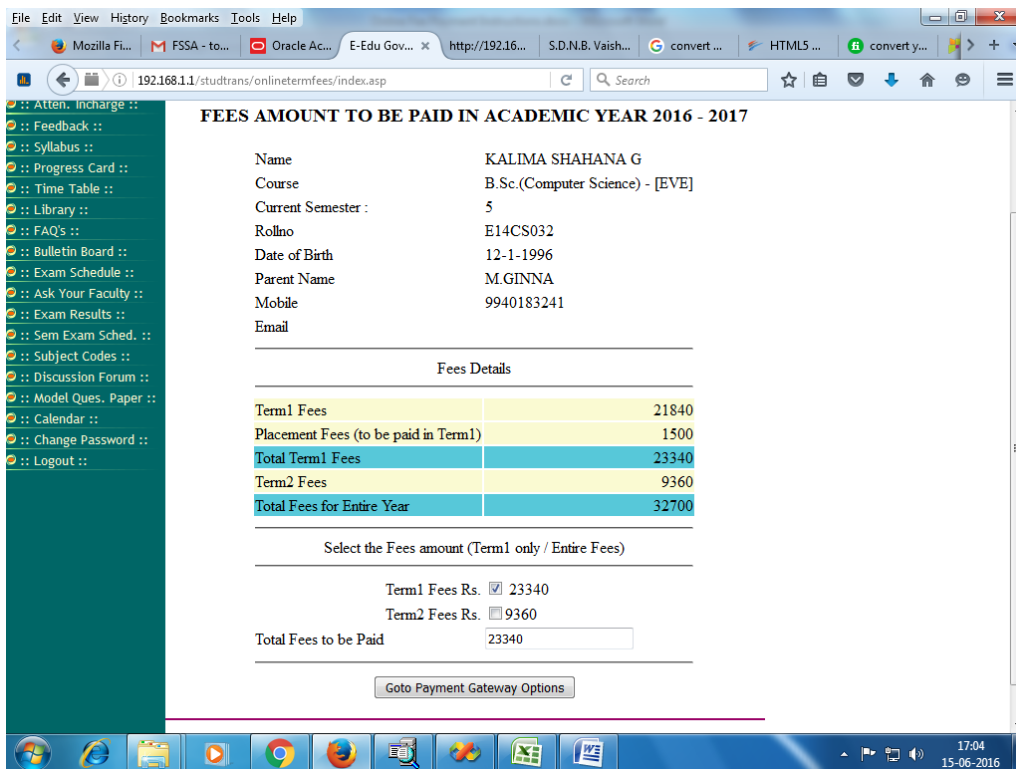
3. You are taken to e-edu govern page. Click on **Student** link



4. Provide Login Id, Password of the student.



5. After Successful login, Welcome Page appears. Click on **PAY FEES ONLINE**



Term1 Fees is ticked already. If you are paying the fees for the full year you can tick the Term2 fees also. (Term2 fees is applicable for self finance courses only). TOTAL FEES TO BE PAID is the amount for the student which is to be paid through online.

6. Click on the button **Goto Payment Gateway Options**



Online Payment Options for Exam Fees

[Logout](#)

Rollno : 13EL032	Name : Rajakumari .M.
Course : BA(ENG)[DAY]	Amount to be Paid : 1860 INR + convenience charges and taxes as applicable

Billdesk Payment Gateway	GO
<p>Convenience charges. Credit Card (Visa/Master) : 1.35% of amount paid or Rs.10 whichever is higher Debit Card(Visa/Master/Rupay) : 0.75% upto Rs.2000. 1.00% above Rs.2000. Internet Banking : Rs.25/- per transaction. All card transaction commission is subjected to a Minimum of Rs.10/- per transaction. Service Taxes and other Govt levies as applicable would be charged extra on the above.</p>	

<input checked="" type="checkbox"/> I have read Terms and Conditions and accept it.

Read this page carefully. Payment can be done using credit card, debit card, Internet Banking options. The convenience charges and taxes whatever applicable will be deducted by the payment gateway service provider against the card/account used for transaction. Click on the **GO BUTTON** to proceed with online payment

DO NOT PRESS BACK OR REFRESH BUTTON OR CLOSE THE WINDOW AFTER CLICKING GO BUTTON

Debit Card

Pay using Debit Card

Debit Card + ATM PIN

Internet Banking

Pay by ATM-cum-Debit Card (Use your ATM PIN)

Pay by VISA (Use your VBV/PSC password)

Pay by RuPay

Make Payment

Merchant Name
SDNB Vaishnav College

Payment Amount: ₹ 10600.00

VISA everywhere you want to be

Powered by
BillDesk

If the payment is success you will get the **Thank you** page. You can save that page or print that page for your reference.

SDNB VAISHNAV COLLEGE FOR WOMEN (AUTONOMOUS)
(RE-ACCREDITED WITH 'A' GRADE BY NAAC)
(AFFILIATED TO UNIVERSITY OF MADRAS)

Thank You!!! for the Payment.

Your online payment of Rs. 1860 processed successfully.

Transaction Status	SUCCESS
Transaction Date	1-4-2016 12:27:31 PM
SDNBVC Orderno.	10388
Transaction Amount	Rs. 1860
Billdesk TransactionId	ECIT4140601958
Student Id	13EL032

If you give cancel or close the window before finishing the transaction (giving password, otp, pin no. etc) you can start again from step1. Do not press back or refresh button while the transaction is in progress.

IMPORTANT NOTE :

If any error occurs after making successful payment and amount is deducted from your account and Thank you page does not appear. Do not make another transaction. Wait for 2 working days to know the status of the transaction.

Avoid making double payments for the same student.

Billdesk Payment Gateway Supports the following banks for

Visa, Master, Maestro Debit Cards.

Top Banks

- Axis Bank
- HDFC Bank
- ICICI Bank
- State Bank of India Group

Other Banks

<ul style="list-style-type: none">• Allahabad Bank• Andhra Bank• Axis Bank• Bank of Baroda• Bharatiya Mahila Bank• Bank of India• Bank of Maharashtra• Barclays Bank Plc• Bharat Co-Operative Bank• Canara Bank• Catholic Syrian Bank• Central Bank of India• City Union Bank• Corporation Bank• Cosmos Bank• DBS Bank• DCB Bank• Dena Bank• Deutsche Bank AG• Dhanalaxmi Bank• Federal Bank• FirstRand Bank• GE Money Financial Services• HDFC Bank• HSBC• ICICI Bank• IDBI Bank• Indian Bank• Indian Overseas Bank• IndusInd Bank• ING Vysya Bank (Now Kotak Bank)• Karnataka Bank	<ul style="list-style-type: none">• Karur Vysya Bank• Kotak Bank• Lakshmi Vilas Bank• New India Cooperative Bank• NKGSB Cooperative Bank Ltd.• Oriental Bank of Commerce• Punjab & Maharashtra Co-op Bank• Punjab National Bank• Rajasthan State Co-op Bank• RBL Bank• RBS (The Royal Bank of Scotland)• Saraswat Bank• Shamarao Vithal Co-operative Bank• Shivalik Bank• South Indian Bank• Standard Chartered Bank• State Bank of India Group• Syndicate Bank• Tamilnadu Mercantile Bank• TJSB Sahakari Bank• UCO Bank• Union Bank of India• United Bank of India• Vijaya Bank• YES Bank
--	---

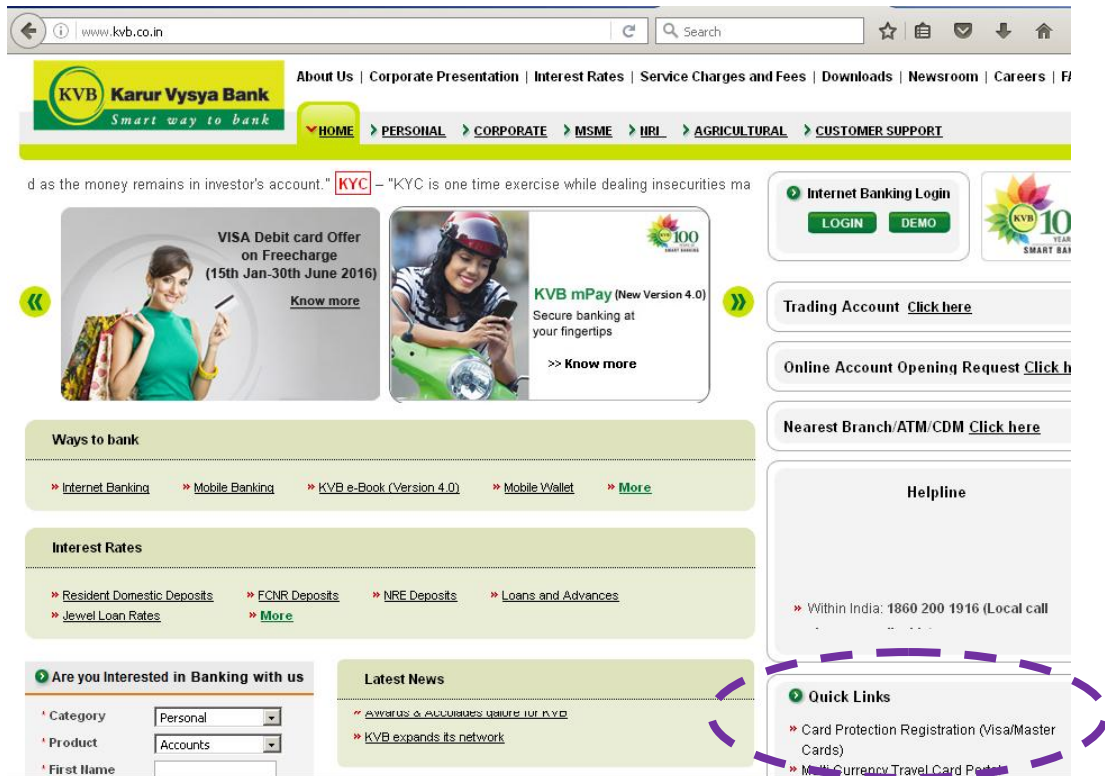
Internet banking

<ul style="list-style-type: none">• Andhra Bank [Retail]• Axis Bank [Retail]• Axis Bank [Corporate]• Bank of Bahrain and Kuwait• Bank of Baroda [Corporate]• Bank of Baroda [Retail]• Bank of India• Bank of Maharashtra• Bharatiya Mahila Bank• Canara Bank• Catholic Syrian Bank• Central Bank of India• Corporation Bank	<ul style="list-style-type: none">• Karur Vysya Bank• Kotak Bank• Lakshmi Vilas Bank [Corporate]• Lakshmi Vilas Bank [Retail]• NKGSB Bank• Oriental Bank of Commerce• Punjab & Maharashtra Co-operative Bank• Punjab and Sind Bank• Punjab National Bank [Corporate]• Punjab National Bank [Retail]• RBL Bank• RBS (The Royal Bank of Scotland)
---	--

<ul style="list-style-type: none"> • Cosmos Bank • DCB Bank Business • DCB Bank Personal • Dena Bank • Deutsche Bank AG • Dhanalaxmi Bank [Retail] • Federal Bank • Federal Bank ScanNPay • IDBI Bank [Retail] • Indian Bank • Indian Overseas Bank • IndusInd Bank • ING Vysya Bank [Retail] (Now Kotak Bank) • Jammu and Kashmir Bank • Janata Sahakari Bank • Karnataka Bank [Retail] 	<ul style="list-style-type: none"> • Saraswat Bank • Shamarao Vithal Co-op. Bank [Retail] • South Indian Bank Ltd • Standard Chartered Bank [Retail] • State Bank of Bikaner and Jaipur • State Bank of Hyderabad • State Bank of India • State Bank of Mysore • State Bank of Patiala • State Bank of Travancore • Syndicate Bank • Tamilnadu Mercantile Bank • TNSC Bank • UCO Bank • Union Bank of India • United Bank of India • Vijaya Bank • YES Bank
---	--

Instruction to follow during first time use of Karur Vysya Bank Debit card for Online Transaction.

1. Use the debit card in a KVB ATM and withdraw an amount (minimum Rs. 100) using it to activate the debit card.
2. Go to KVB website www.kvb.co.in
3. Click on the link Card Protection Registration (Visa/ Master Cards) under quick links section



4. In the next page Click on New User? Register

[3D Secure Home](#)

[What is Verified by Visa?](#)

[What is MasterCard SecureCode?](#)

Demo's
- [Verified By Visa](#)
- [MasterCard SecureCode](#)

[Terms and Conditions](#)

[Register Now](#)

Welcome to Karur Vysya Bank 3D-Secure Service



Verified by Visa (VBY) is an easy to use, secured online payment service from Karur Vysya Bank that lets you shop securely online with your existing Karur Vysya Bank Visa Debit/Prepaid Card.



MasterCard® SecureCode™ is an easy to use, secured online payment service from Karur Vysya Bank that lets you shop securely online with your existing Karur Vysya Bank MasterCard/Maestro Debit Card.

New user?
Register

Existing user?
Login Id:
Password:
([forgot password?](#))
Login

5. At the bottom of the next page, accept the terms and conditions.

6. The next page will allow you to enter Debit Card details

[3D Secure Home](#)

[What is Verified by Visa?](#)

[What is MasterCard SecureCode?](#)

Demo's
- [Verified By Visa](#)
- [MasterCard SecureCode](#)

[Terms and Conditions](#)

[Register Now](#)

[Contact Us](#)

Step 2 of 3: Enter details of your Karur Vysya Bank Debit/Prepaid card, for confirming your identity

Cardholder Verification : Enter the information requested below.

Card Number

Expiry Date (MMYY)

ATM PIN ([forgot PIN?](#))

Next **Cancel**



You can set a password for the debit card which will be asked whenever the debit card is used for online transaction.

7. If you get any error call the helpline number given in the back side of your debit card.